RESEARCH DATA ALLIANCE

P24 RDA

Data for Emerging Technologies

Navigation Guide to Whova [hu:va] Platform

https://www.rd-alliance.org/event/rda-24th-plenary-meeting-fully-virtual/

Accessing Whova

Registration

Every registered RDA VP24 attendee will get access to Whova. If you have not registered yet, you can do so at https://rdavp24.events.whova.com/registration/

Log-In

Once you receive the link to access Whova, please click “Sign up here” if you don’t have an account yet. **Please use the email you used when registering for the RDA VP24.**

***Please note**: Google Chrome is recommended for best performance.*

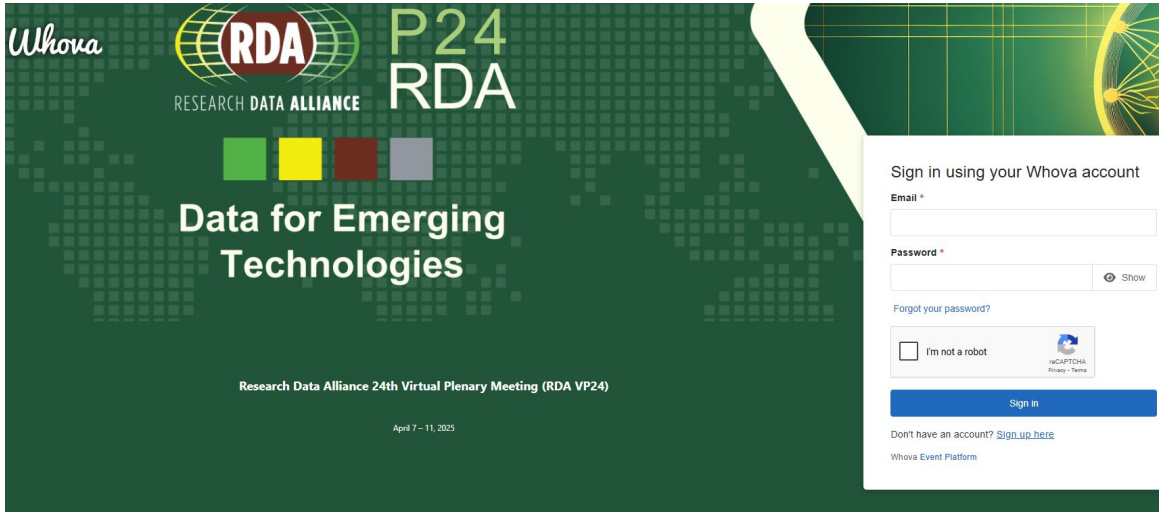

Whova Mobile app is also available to access RDA VP24. To download the app, please visit the Play Store on your phone > search for ‘Whova - Events & Conference App’. Use the email you used when registering for the RDA VP24 to log in to the app. You will then see RDA VP24 listed as one of your events. The direct link for downloading the app is **https://RDAVP24.events.whova.com**.

Whova Menu - Home Page

Once you have logged in to Whova, you will see the VP24 main home page as shown on the slide.

Using the menu on the left hand side, you can navigate to: agenda (programme), browse sessions, view participants and speakers, initiate new discussions with others, and message VP24 attendees

On the right hand side, you will see announcements made by organisers. You can also participate and create any new discussion topics.

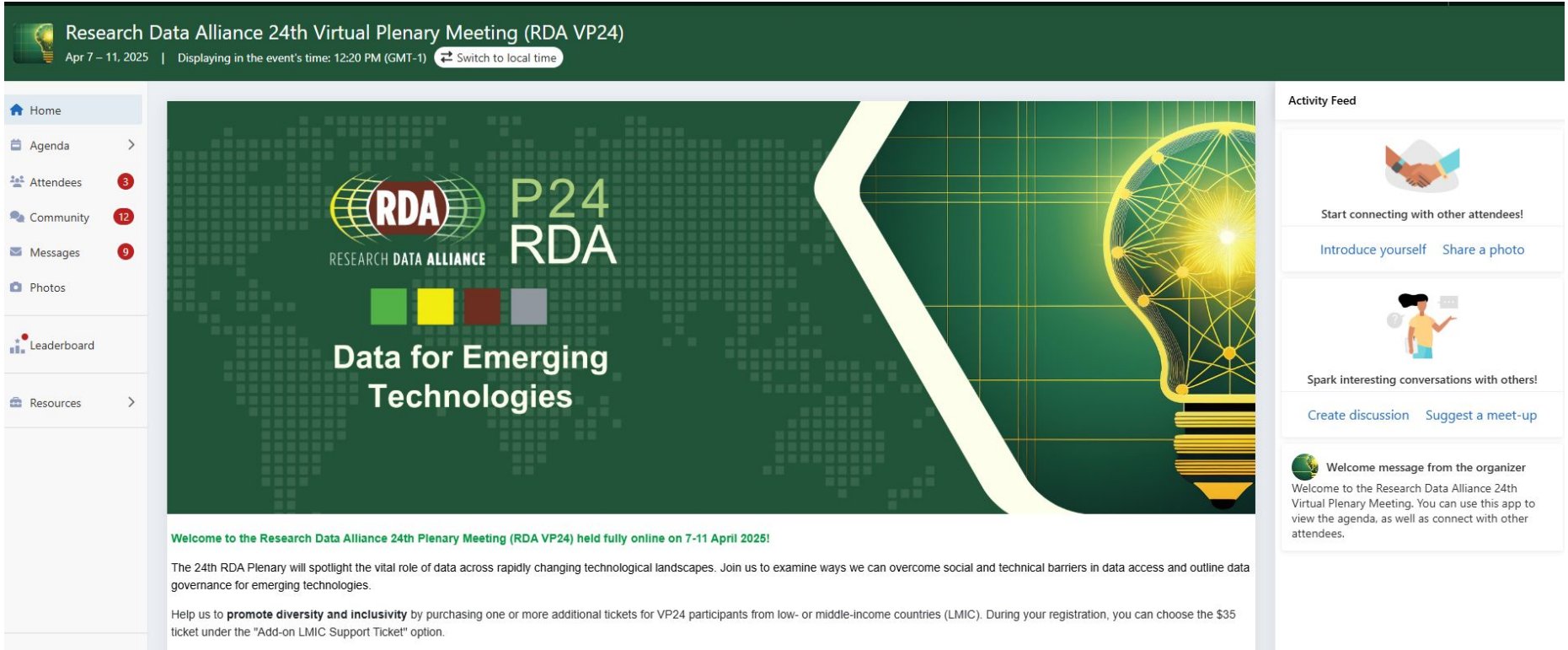

RDA VP24 Agenda - Navigating the Programme

View VP24 sessions
By navigating to the Agenda > Sessions, you can access all VP24 programme sessions.

As seen on the slide, you can move to a day of your preference by clicking on the correct day/date at the top of the agenda.

Timezone
The system is set to show the agenda times in GMT (Greenwich Mean Time). To switch to your local time, please click *'switch to local time'* at the top of your interface.

Create your own agenda
You can add a session of interest to your calendar by clicking 'Add to My Agenda'. A choice of calendars is Google, Outlook, and Apple.

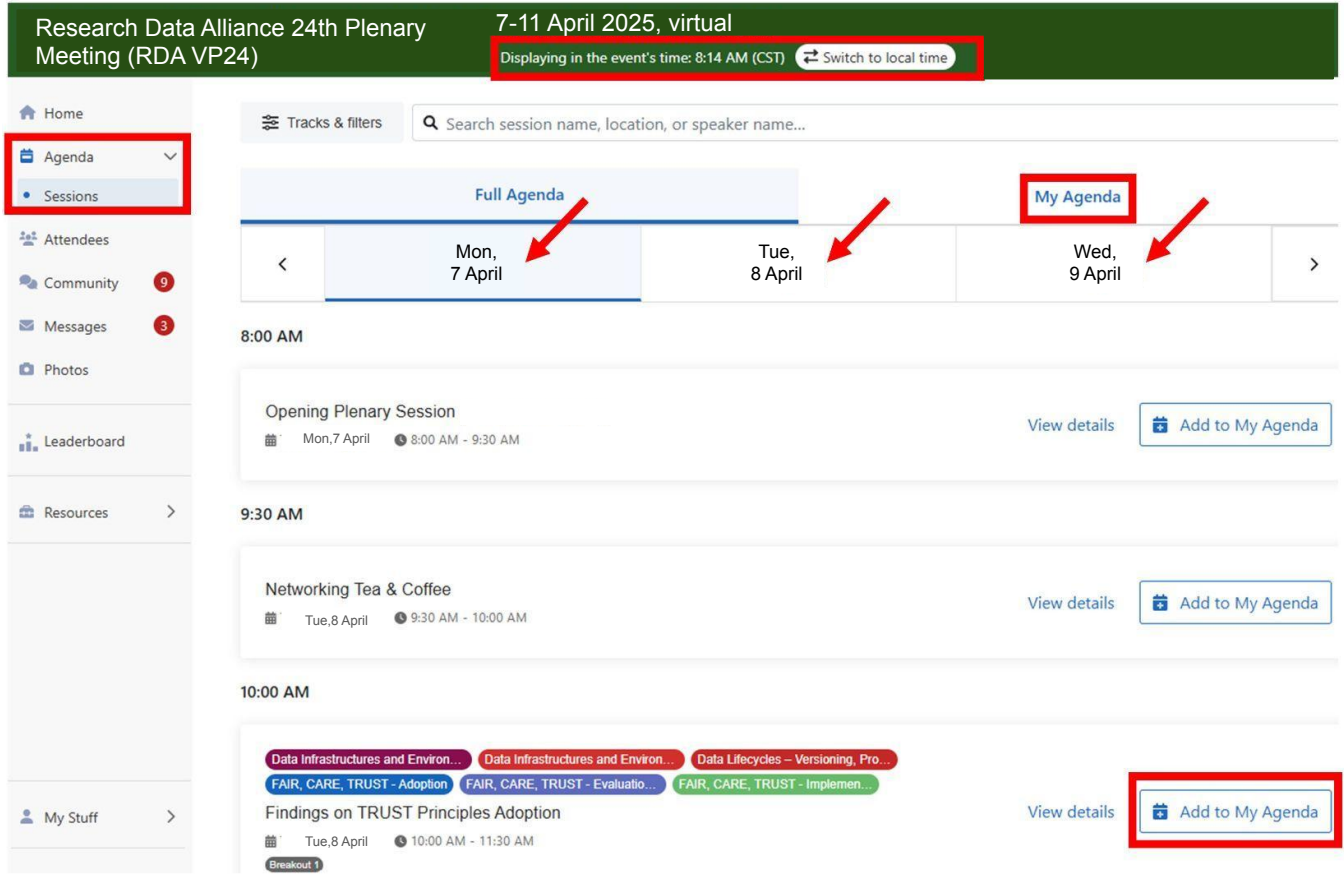

RDA VP24 Agenda - Navigation by Pathways

The programme in Whova can be navigated by one of nine pathways or data-related topics.

Each pathway offers a unique perspective on key topics, allowing you to focus on sessions that align with your interests and professional needs.

Filter by Pathway
Select a pathway of interest under Agenda > Sessions > Tracks & filters. A list of sessions under that pathway across all days will be shown.

Navigate to a pathway of interest (as shown on the image) and a list of session under that pathway will appear.

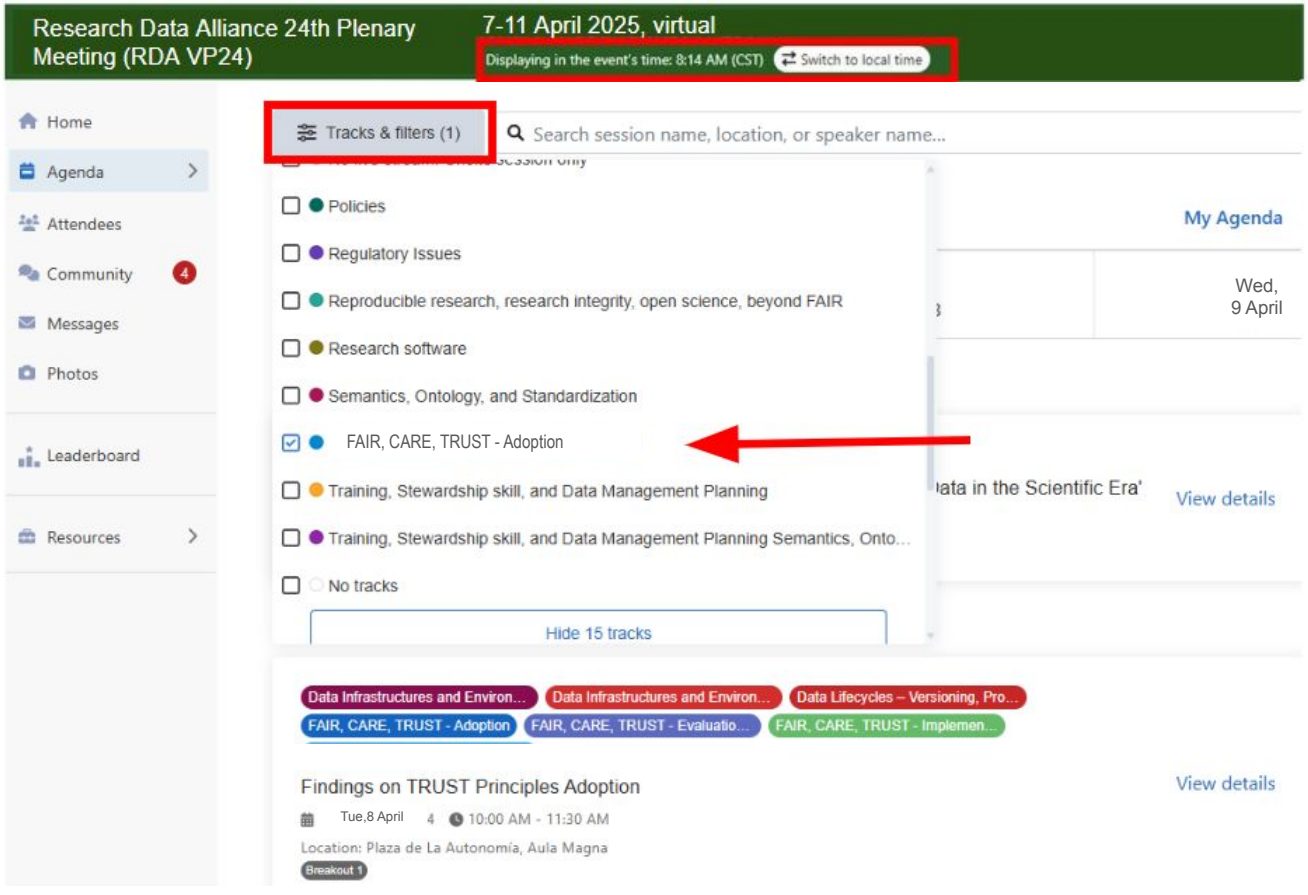

RDA VP24 Agenda - Programme Details

Clicking on a session on the agenda in Whova will open a new page as shown on the slide.

A brief summary of each session is provided on the page, along with a link to additional information, links, agenda, and speakers.

RDA's session pages are maintained by the RDA groups themselves. Please ensure you check the [RDA website](#) for up to date information on each group session.

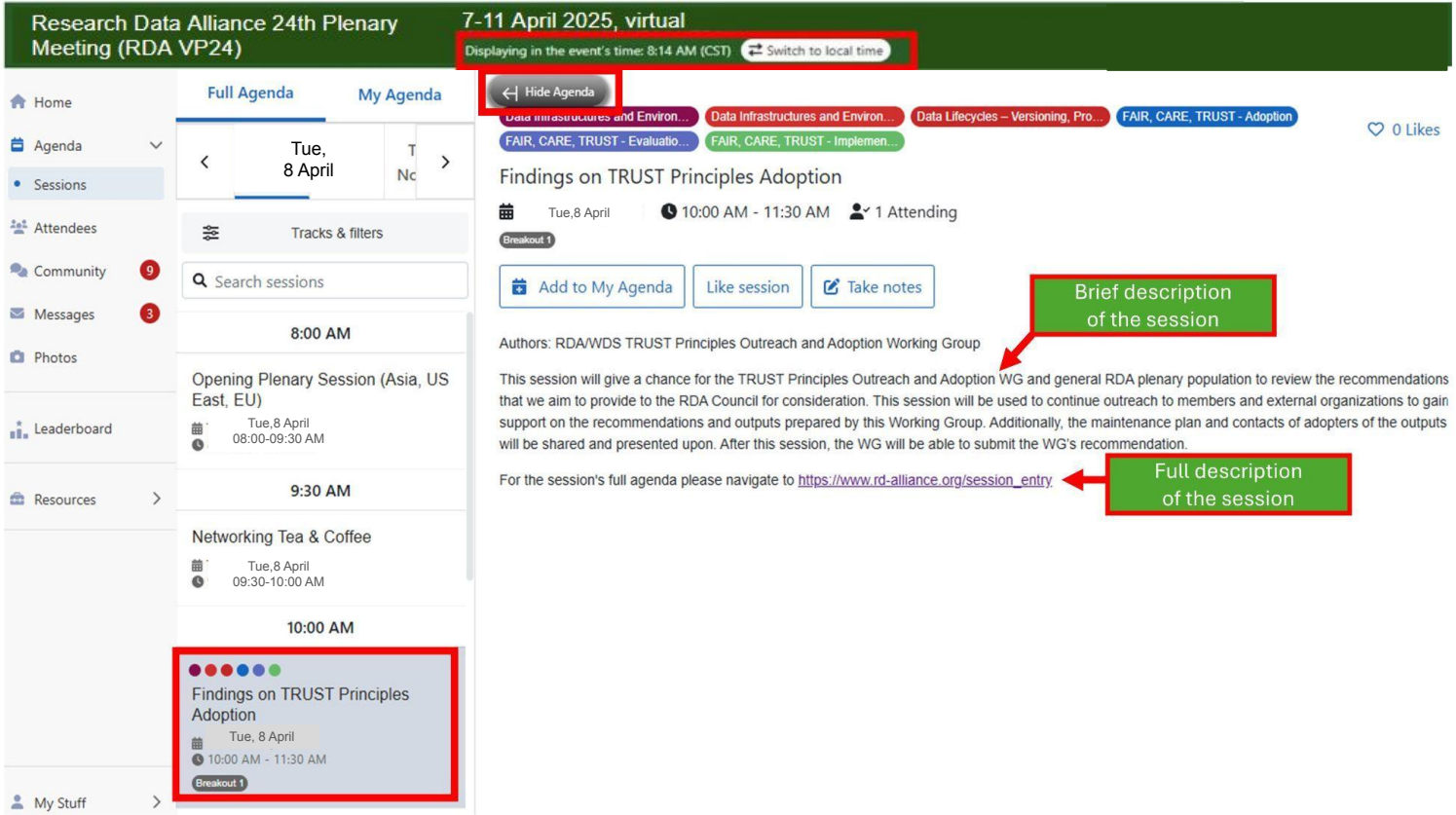

RDA VP24 Agenda - Joining a Live Stream

To join live sessions, navigate to Agenda > Sessions and click on the session you would like to join. Then click on ‘Join the stream’ as shown on the image.

This will launch your Zoom application. Click on ‘Open Zoom Meeting’ to launch Zoom and join the session.

Please note: Currently no Zoom links are added in Whova, therefore the platform looks different. Zoom links will be added to sessions on Sunday, 6th April 2025.

Latest Zoom app download version https://zoom.us/

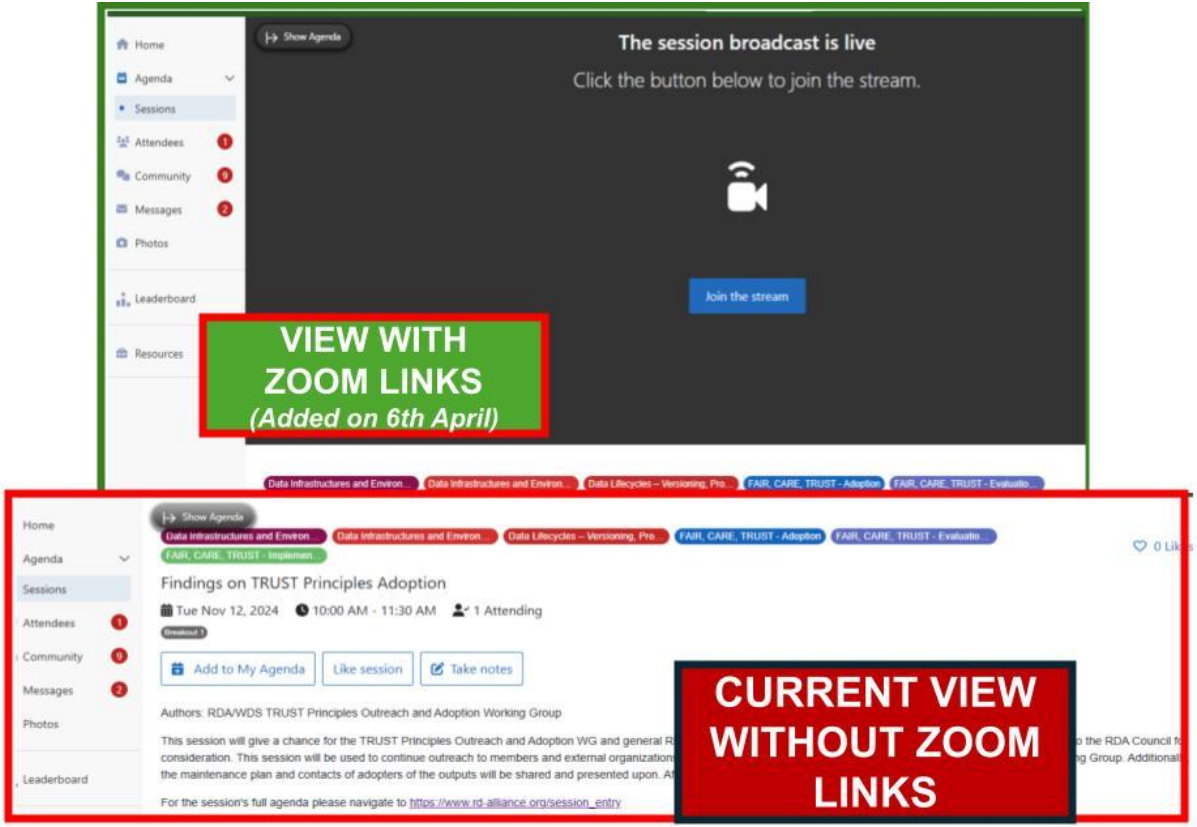

RDA VP24 Community Board

‘Community’ gives you access to organiser announcements and a forum.

Engage with attendees
You can create a new conversation topic (‘Add new topic’), or use existing topics like “Meet-ups”. Click ‘’Follow’’ directly next to the topics on the Community Board that you want to stay up to date with.

Join or create Meet-ups
Anyone can schedule and join virtual meet-ups. From the Community Board, you can find the meetup you are interested in, join directly, or click to see more details and “RSVP”. When the meetup starts, click “Join meeting room” to start chatting.

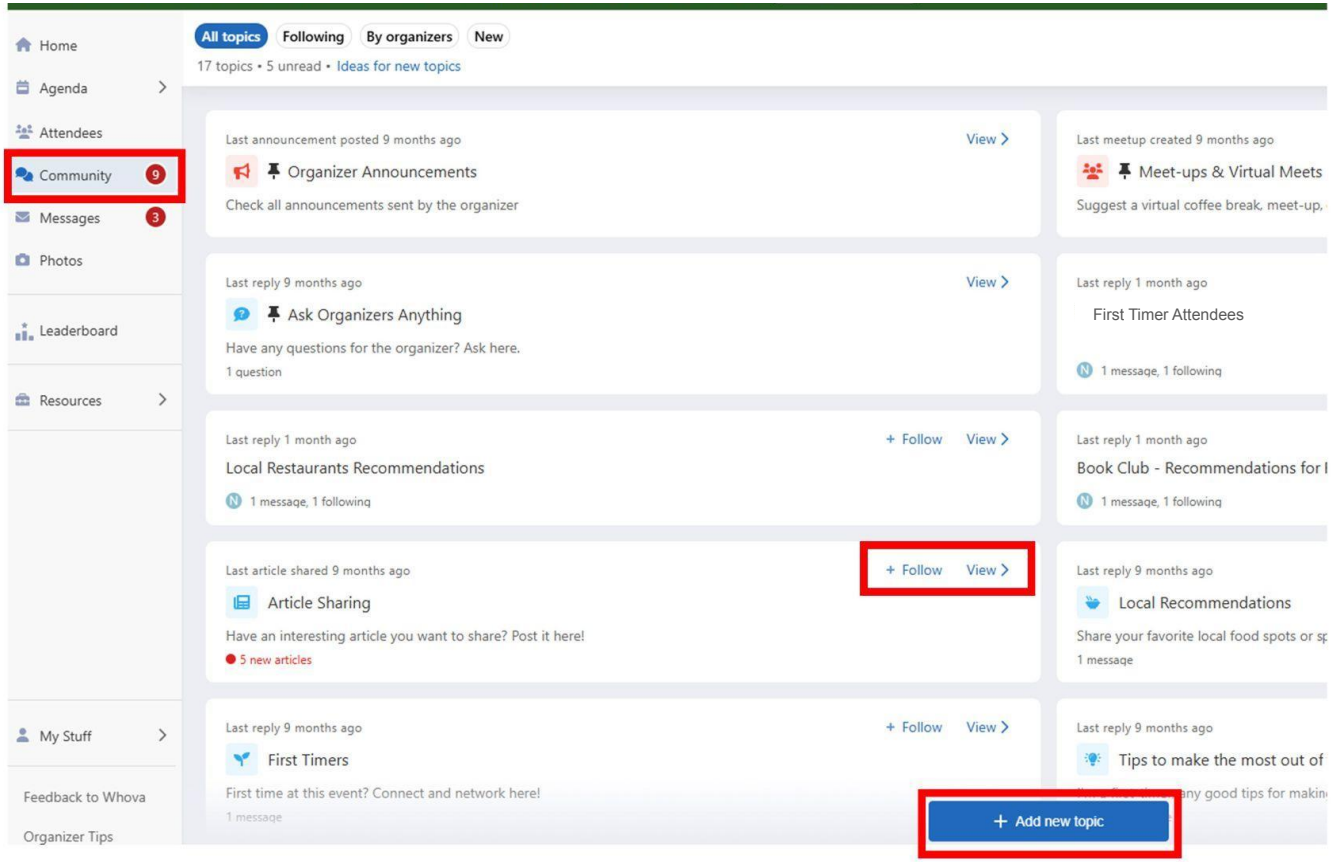

Do you have questions for the organisers?

You can message the organisers in the “Ask Organizers Anything” section of the Whova Community Board for any other queries you might have.

Useful guides provided by Whova

- Whova Frequently Asked Questions: whova.com/faq/
- Whova attendee guide: whova.com/user-guide
- Whova speaker guide: whova.com/speaker-guide